

Groundwater Level Monitoring Results and Graphs  
(Groundwater Monitoring Bore Location Plan)


THREE KINGS GROUNDWATER LEVEL RECORD SHEET

Date	BH 2B	BH 5B	BH 6A	BH 6B	BH 6C	BH 7	BH 10a	BH 10b	BH 11b	BH 12a	BH 12b	BH 13a	BH 13c	BH 16	BH 17	BH 18A	BH 18B	BH 19A	BH 19B
16-Apr-13	34.23	34.19	44.43	39.73	35.17	39.60	50.90	72.66	72.41	50.19	66.98	55.08	66.31	50.61	34.16	35.70	45.82	34.18	38.85
15-May-13	34.80	34.90	44.26	40.05	35.82	40.58	50.89	72.66	72.46	50.48	67.17	54.90	66.32	50.66	34.77	35.94	45.86	34.83	38.85
18-Jun-13	34.99	34.97	44.97	40.28	35.89	41.07	51.01	72.66	72.88	51.17	67.32	59.13	66.36	51.42	34.89	36.11	46.39	34.87	38.97
17-Jul-13	35.25	35.18	45.71	40.59	36.26	40.38	51.36	72.66	72.45	51.45	67.12	59.18	66.33	51.87	35.25	36.43	46.55	35.23	39.05
20-Aug-13	34.35	34.46	45.91	40.25	35.46	40.05	50.90	72.66	72.44	51.05	67.13	57.68	66.34	51.55	34.37	36.13	46.47	34.38	39.05
18-Sep-13	34.66	34.60	46.17	40.40	35.64	40.63	51.34	72.66	72.45	51.38	67.16	59.78	66.33	51.75	34.51	36.00	46.74	34.56	39.05
16-Oct-13	34.92	34.90	46.83	40.71	35.98	40.37	51.52	72.67	72.46	50.53	67.13	59.75	66.32	51.96	34.85	36.20	46.86	34.92	39.05
20-Nov-13	34.14	34.12	46.35	40.21	35.22	39.86	51.06	72.65	72.46	51.13	67.05	57.21	66.32	51.60	34.09	35.98	47.01	34.18	38.99
18-Dec-13	34.12	34.05	46.06	40.16	35.18	40.06	51.01	72.65	72.46	51.10	67.12	57.30	66.33	51.54	34.06	35.77	46.82	34.14	39.07
15-Jan-14	34.19	34.14	45.78	40.03	35.17	39.74	50.92	72.66	72.47	50.93	66.97	56.37	66.33	51.33	34.14	35.64	46.51	34.16	39.05
18-Feb-14	34.11	34.06	45.40	39.91	35.10	39.53	50.91	72.66	72.46	50.69	66.94	55.97	66.32	51.10	34.05	35.61	46.49	34.11	39.05
19-Mar-14	34.08	34.01	45.14	39.83	35.07	39.50	51.12	72.66	72.49	50.55	66.90	55.65	66.33	50.93	34.00	35.52	46.26	34.08	39.05

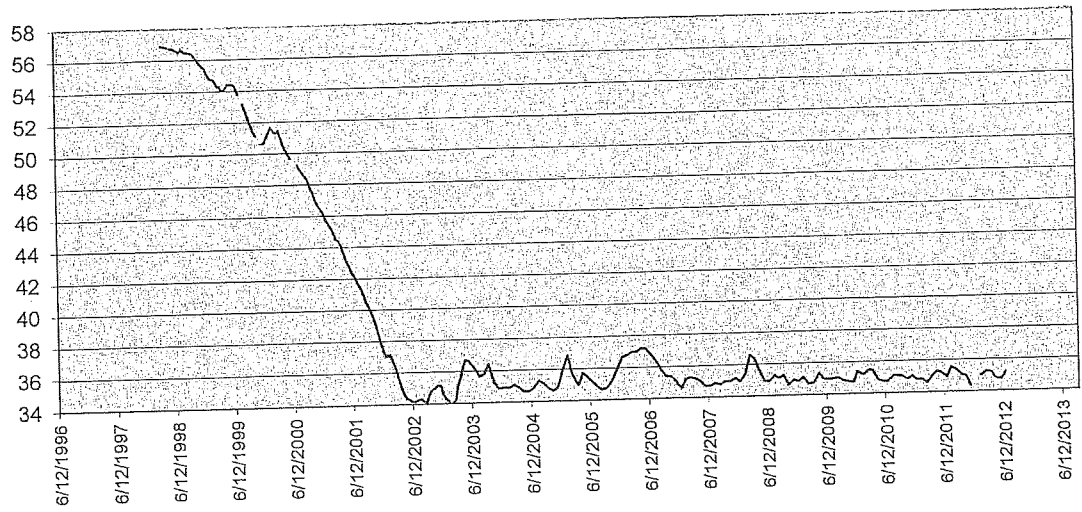
Date	BH 20	BH 20A	BH 21	BH 22	BH 22a	BH 23	BH 23a	BH 24	BH 24a	BH 25	BH 25a	BH 25b1	BH 25b2	BH 26	BH 26a	BH 27	BH 28a	BH 29	BH 30
16-Apr-13	54.19	49.74	35.22	41.17	63.67	51.53	50.73	55.82	60.29	37.10	46.91		55.86	59.35	54.14	49.35	51.50	58.40	54.90
15-May-13	54.57	50.62	35.67	41.21	64.12	51.57	50.82	55.83	60.27	37.22	47.98		59.81	59.40	54.33	49.37	51.59	58.54	54.96
18-Jun-13	55.05	51.90	35.81	41.28	65.22	51.69	51.10	56.14	60.25	37.42	49.02		60.23	59.43	54.48	49.57	51.87	58.78	55.41
17-Jul-13	55.26	52.25	36.11	41.32	65.40	51.66	51.29	56.32	60.26	37.51	49.37		54.60	59.43	54.36	49.59	51.92	58.80	55.70
20-Aug-13	55.34	51.64	35.53	41.33	64.93	51.74	51.29	56.39	60.26	37.46	48.84		52.43	59.43	54.11	49.59	51.90	58.84	55.49
18-Sep-13	55.49	52.12	35.62	41.35	65.40	51.78	51.45	56.47	60.26	37.33	49.03		55.26	59.43	54.40	49.59	51.93	58.91	55.62
16-Oct-13	55.59	52.34	35.90	43.65	65.78	51.87	51.64	56.61	60.26	37.45	49.28		62.85	59.43	54.37	49.59	52.06	59.01	55.74
20-Nov-13	55.31	51.58	35.35	44.38	65.05	51.87	51.71	56.48	60.27	37.28	48.47			59.43	54.25	49.59	51.89	58.87	55.54
18-Dec-13	55.18	51.48	35.30	44.39	65.00	51.90	51.46	56.43	60.27	37.16	45.32			59.39	54.29	49.59	51.83	58.85	55.68
20-Nov-13	54.84	51.10	35.30	44.37	64.81	51.83	51.32	56.34	60.29	37.03	45.44			59.38	54.20	49.58	51.69	58.77	55.45
18-Dec-13	54.53	50.58	35.12	50.09	64.51	51.76	51.17	56.20	60.29	36.96	45.35			59.40	54.15	49.58	51.63	58.68	55.19
19-Mar-14	54.40	50.25	35.11	50.06	64.26	51.72	51.06	56.08	60.30	36.95	46.87			59.39	54.14	49.57	51.58	58.62	55.23

Date	BH31a	BH33	BH34	BH35a	BH35b	BH36a	BH36b	BH37a	BH37b	BH38a	BH38b	BH39a	BH39b	BH40a	BH40b
16-Apr-13	48.56	58.16	47.81	48.31	55.01	58.80	58.84	53.81	53.66	54.13	53.42	54.59	57.05	60.45	62.48
15-May-13	49.96	58.34	48.79	48.35	55.02	58.98	59.02	53.90	53.78	54.26	53.57	54.69	57.13	60.50	62.58
18-Jun-13	50.74	58.55	49.62	48.40	55.35	59.28	59.31	53.91	53.83	54.26	53.74	54.67	57.26	60.56	62.62
17-Jul-13	48.93	58.59	49.91	48.60	55.49	59.30	59.33	54.08	54.00	54.47	53.75	54.82	57.33	60.76	62.87
20-Aug-13	49.03	58.44	49.36	48.47	55.53	59.19	59.21	54.00	53.90	54.42	53.65	54.71	57.29	60.74	62.78
18-Sep-13	49.10	58.58	49.60	48.49	55.58	59.30	59.32	54.03	53.93	54.50	53.77	54.77	57.30	60.82	62.87
16-Oct-13	49.22	58.54	49.76	48.52	55.66	59.38	59.40	54.00	53.92	54.49	53.76	54.72	57.34	60.78	62.85
20-Nov-13	49.13	58.49	49.20	48.47	55.59	59.17	59.19	53.96	53.84	54.38	53.60	54.71	57.27	60.78	62.82
18-Dec-13	52.30	58.52	48.39	48.49	55.57	59.17	59.20	53.95	53.85	54.40	53.60	54.70	57.26	60.81	62.80
15-Jan-14		58.44	48.12	48.43	55.50	59.10	59.11	53.95	53.80	54.44	53.59	54.72	57.20	60.81	62.82
18-Feb-14		58.37	47.87	48.36	55.40	59.00	59.02	53.90	53.76	54.37	53.54	54.71	57.15	60.72	62.72
19-Mar-14		58.25	47.98	48.32	55.28	58.94	58.96	53.88	53.76	54.40	53.48	54.72	57.12	60.70	62.75

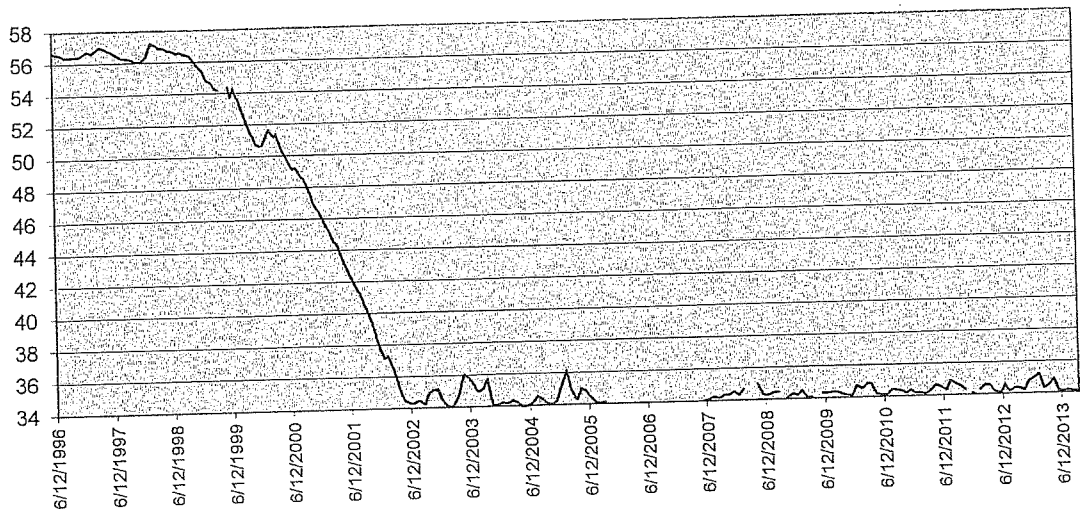
—●— #REF! —■— BH 2B —●— BH 5B —●— BH 6C —●— BH 17 —●— BH 18A —●— BH 19A —●— BH21



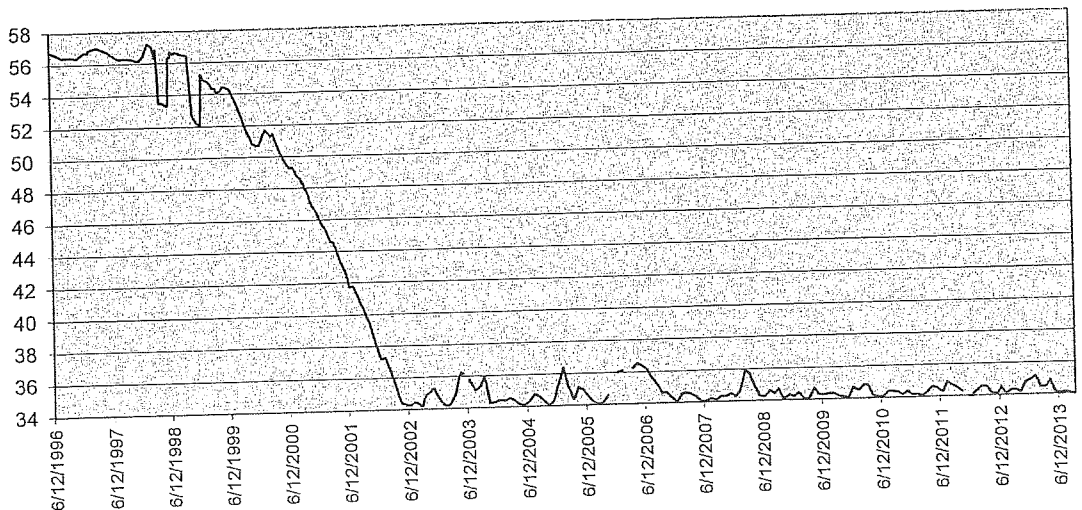
Borehole 1B

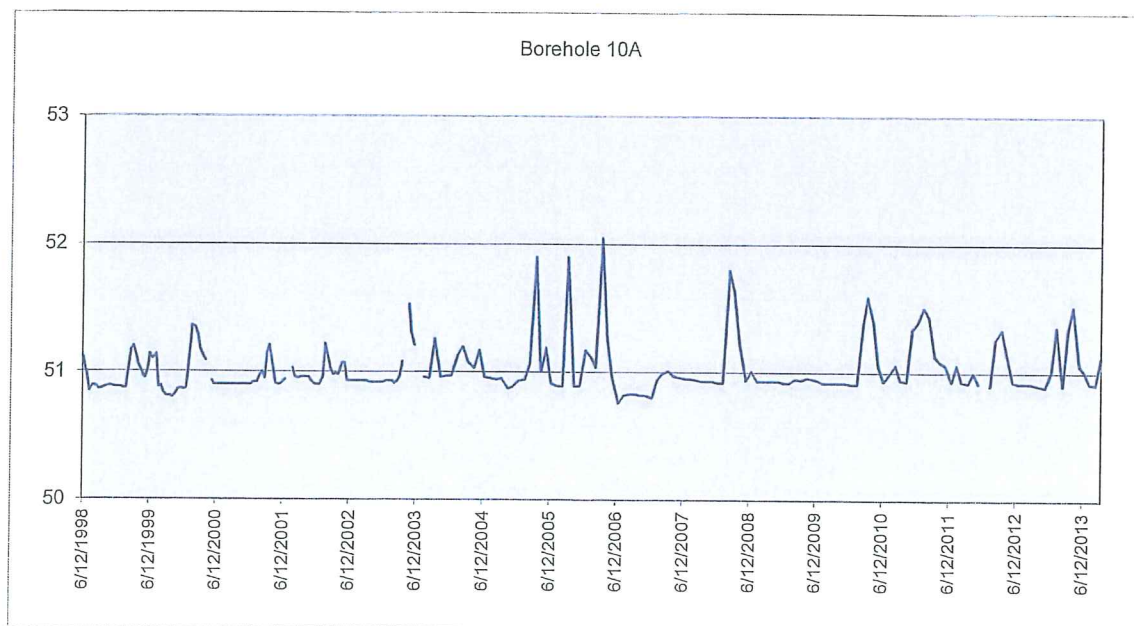
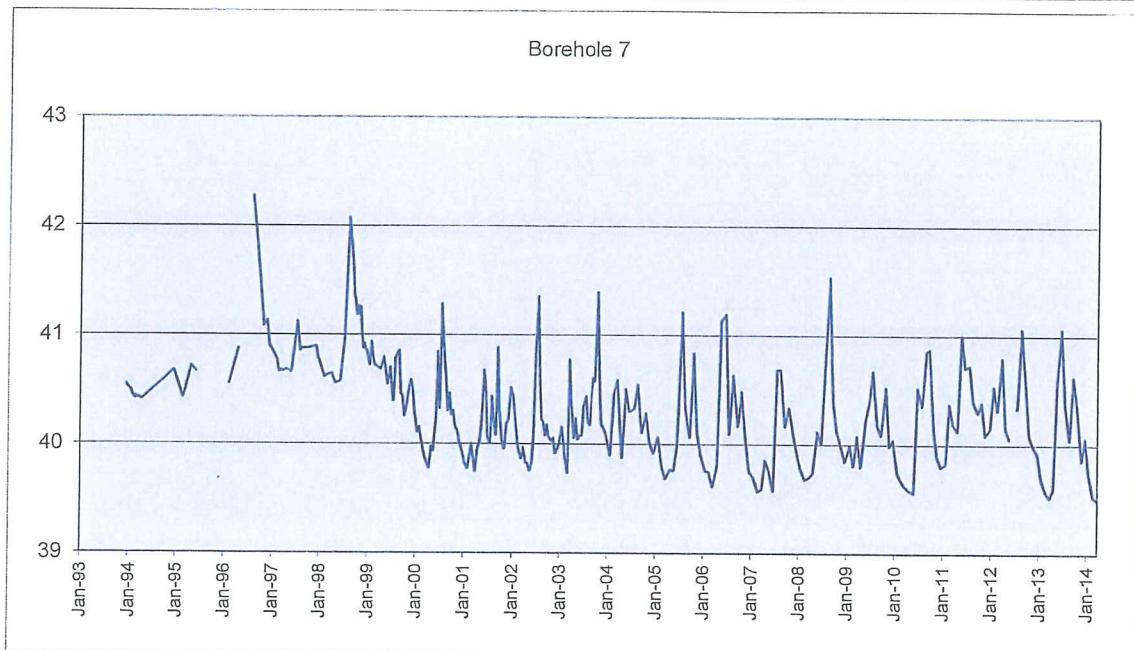
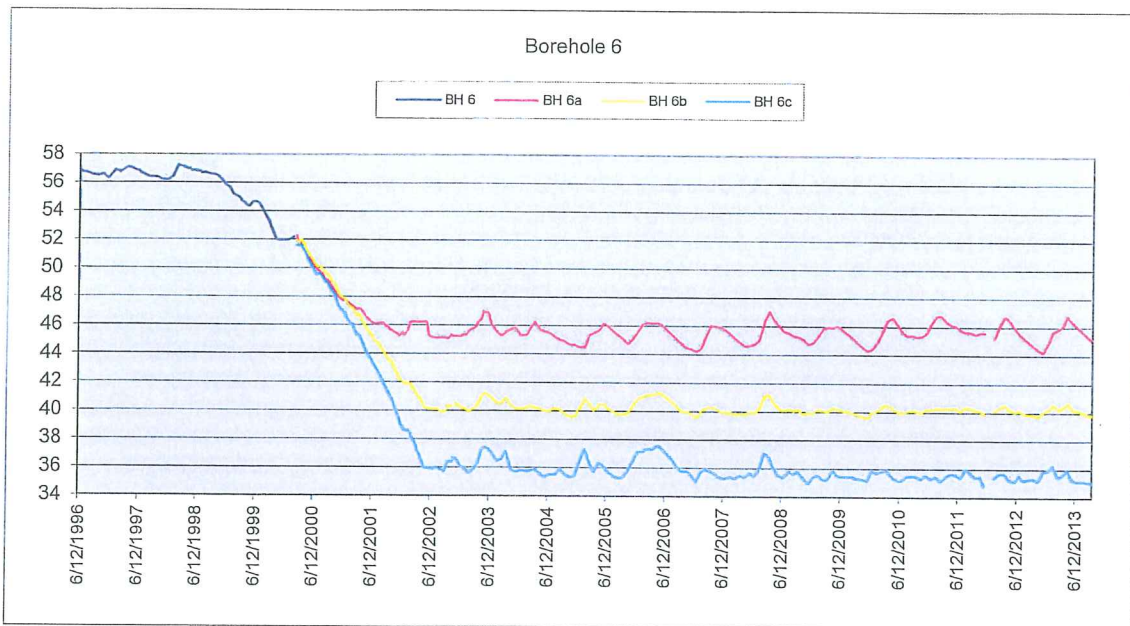


Borehole 2B

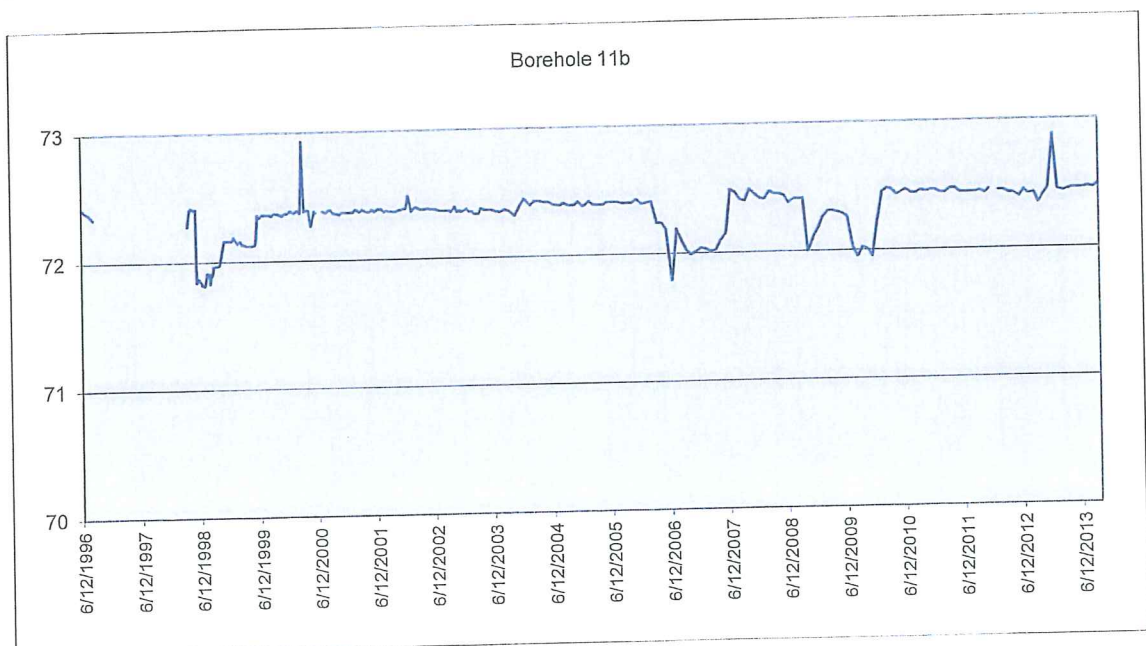
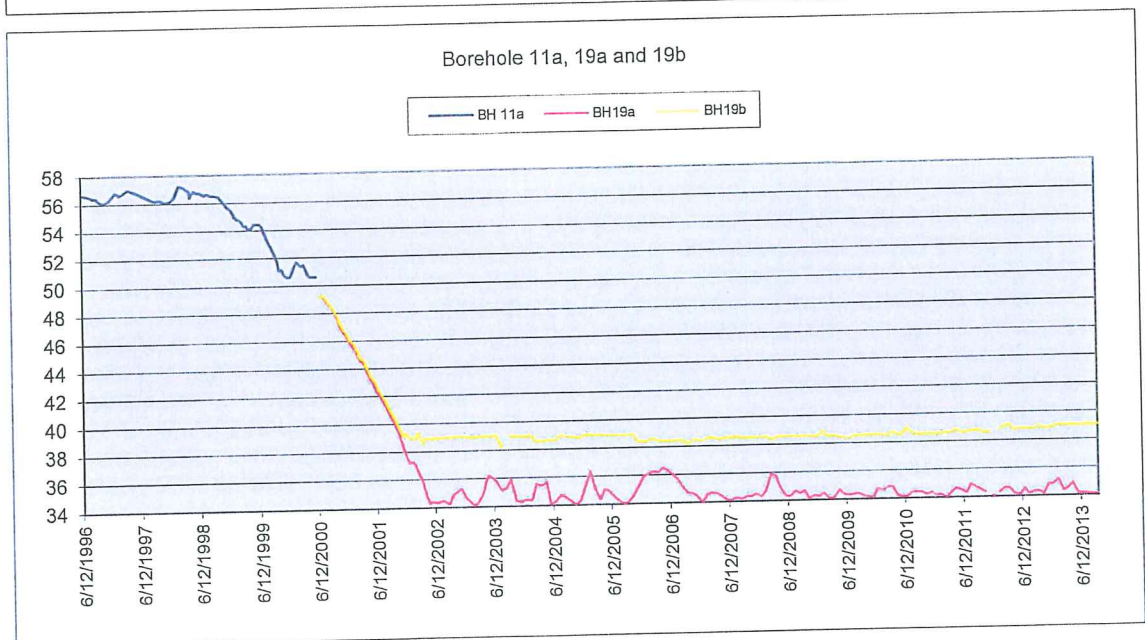
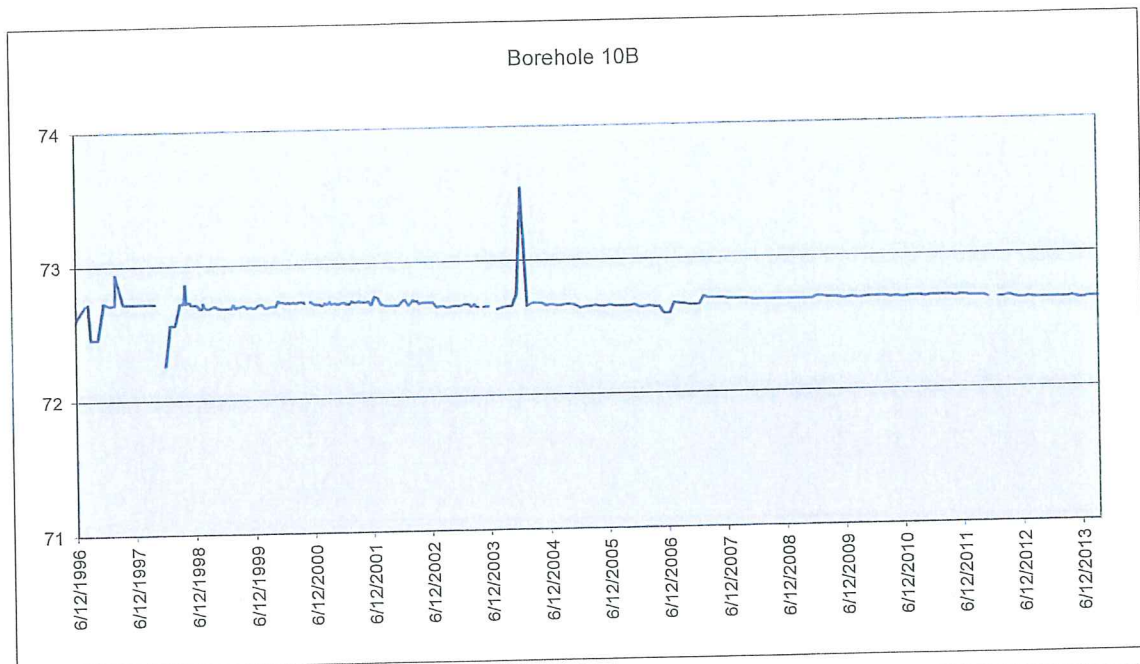


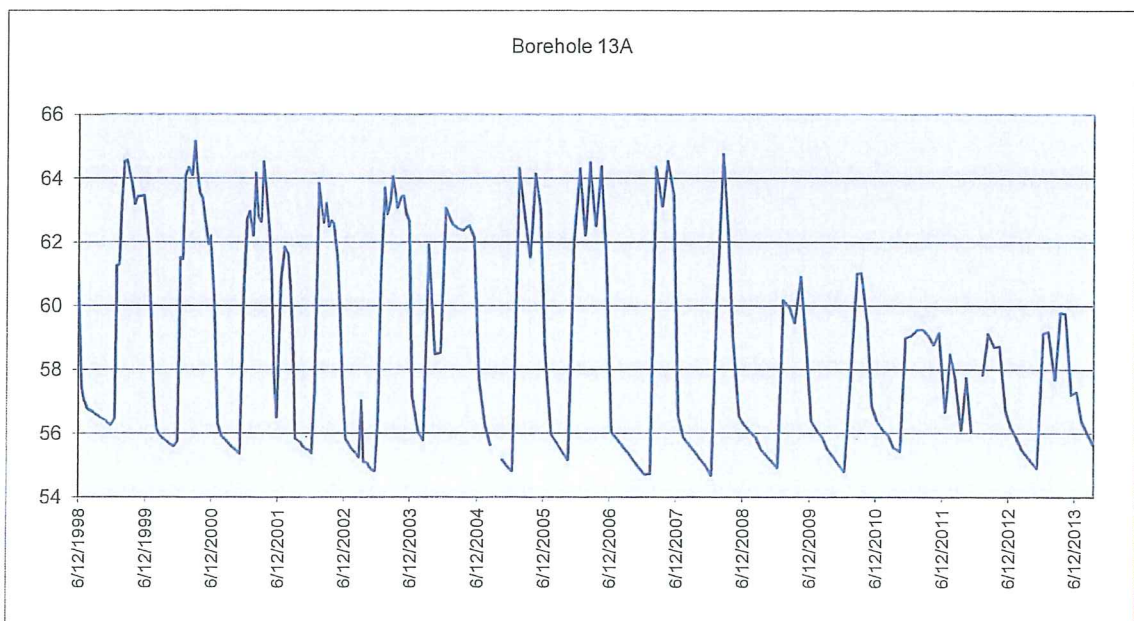
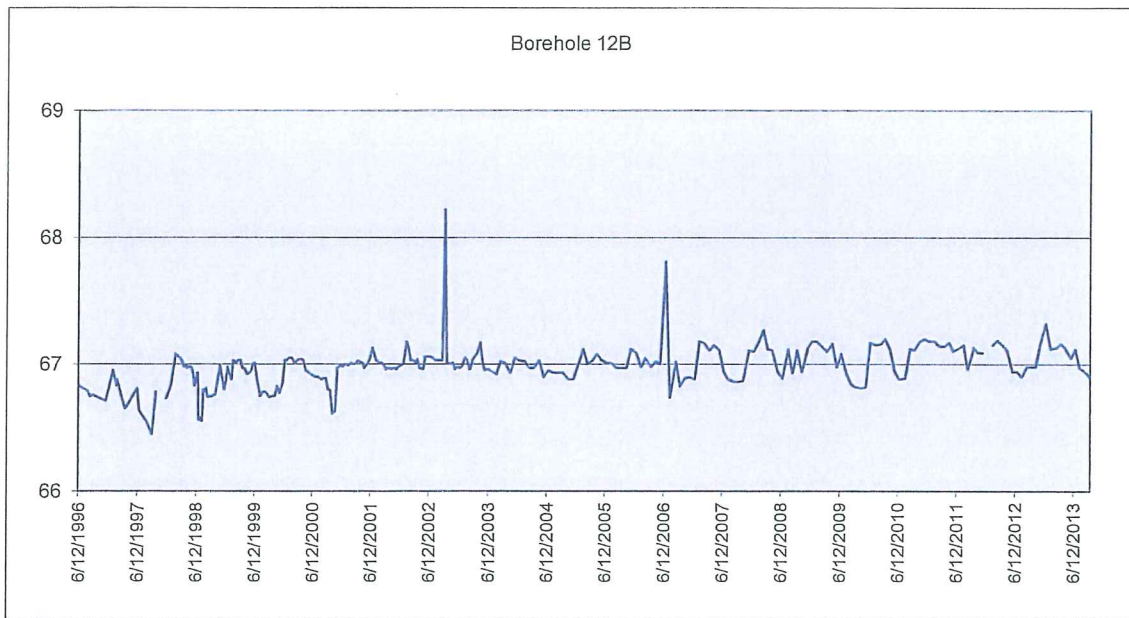
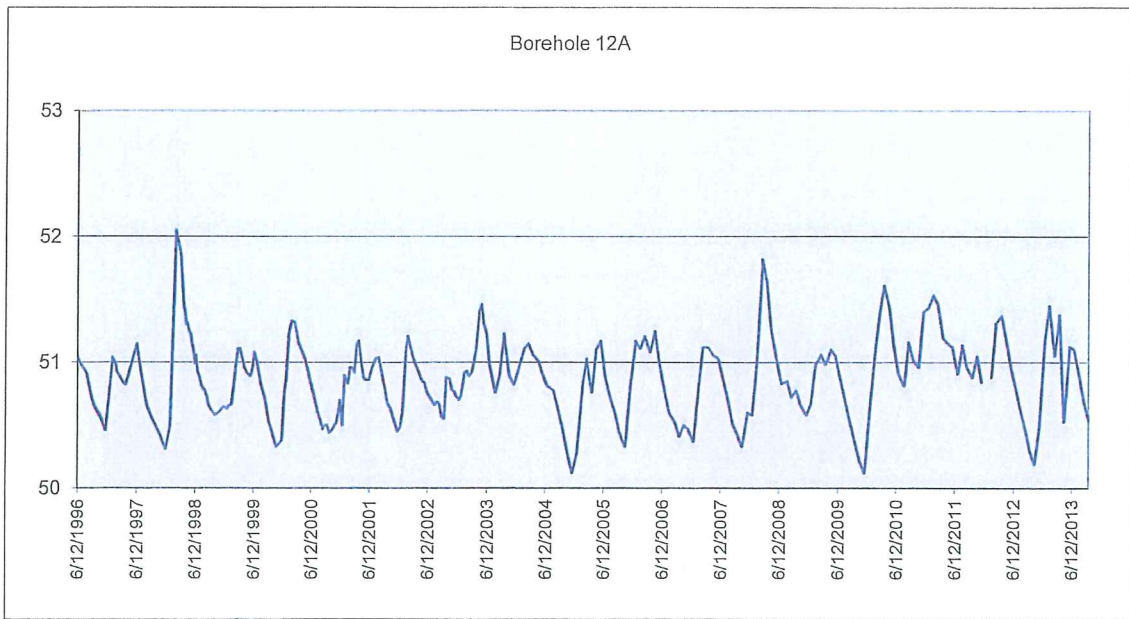
Borehole 5B

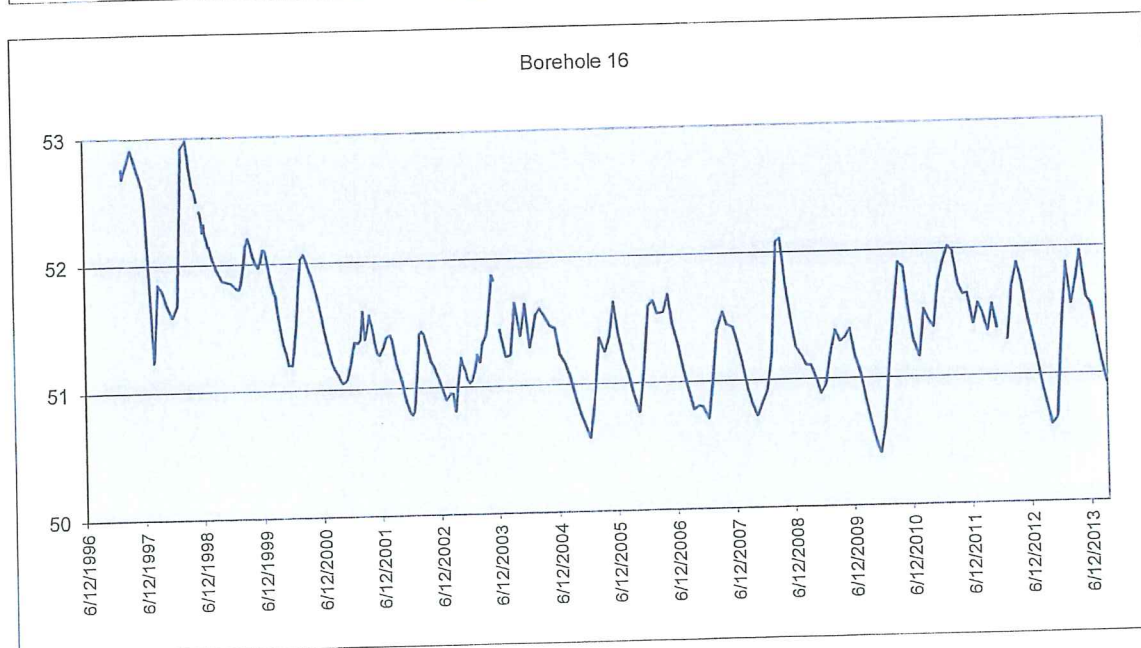
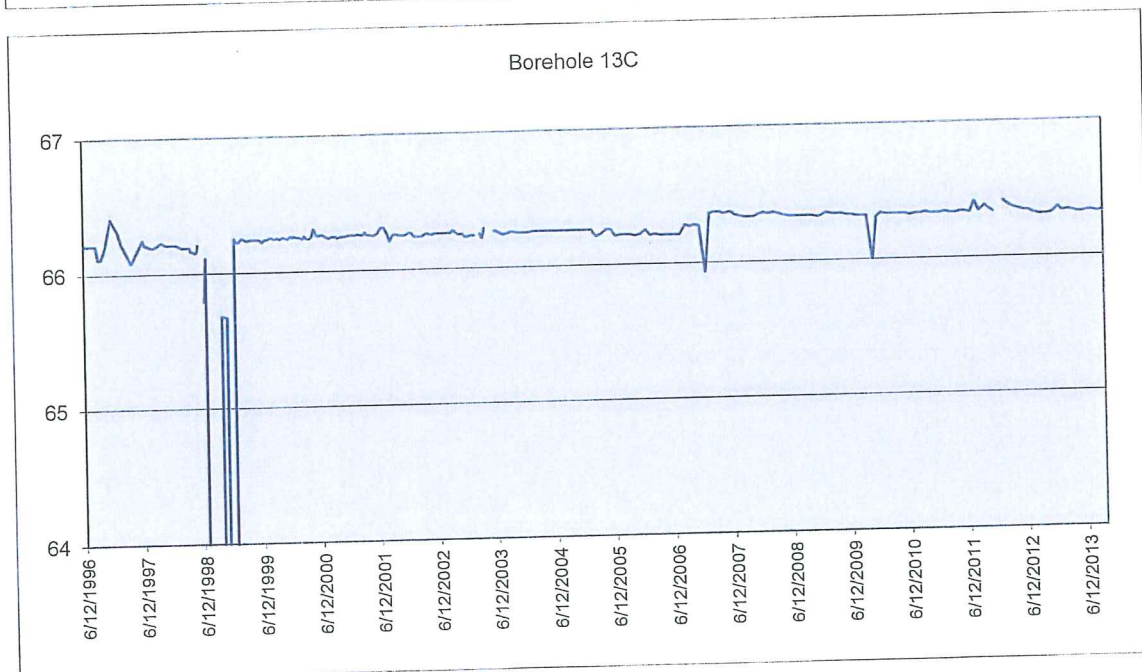
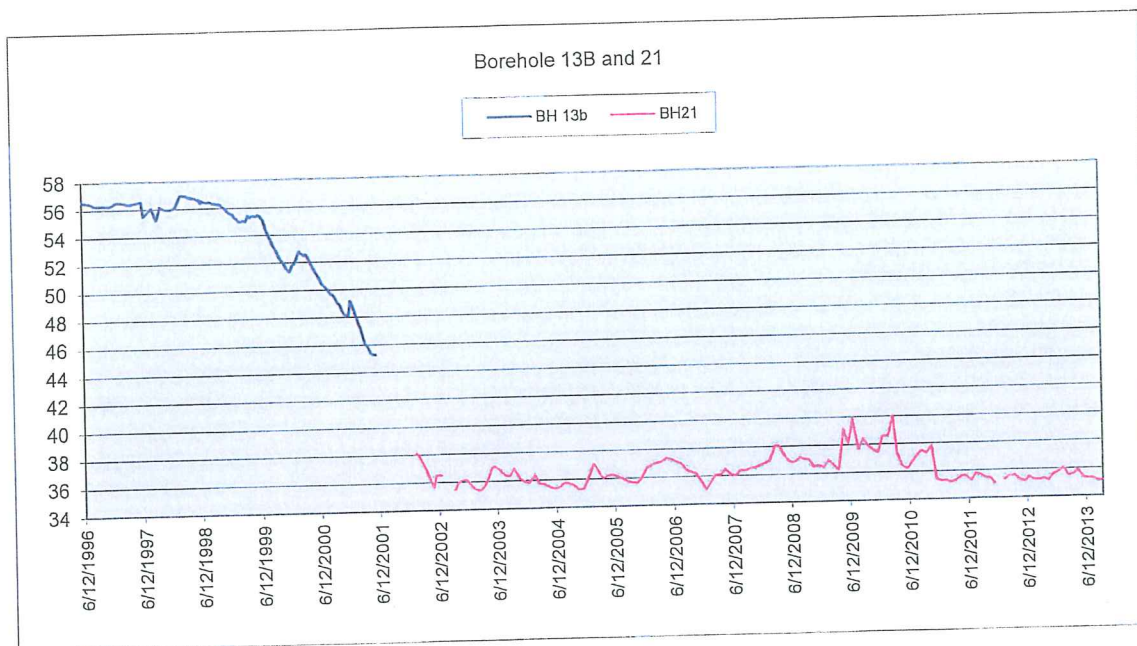




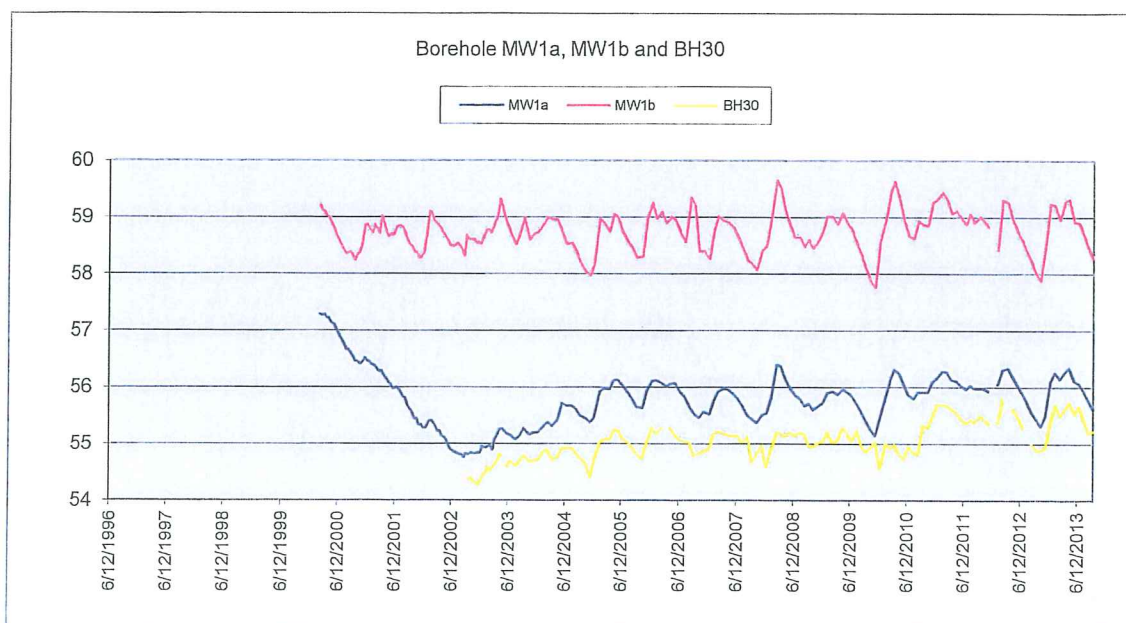
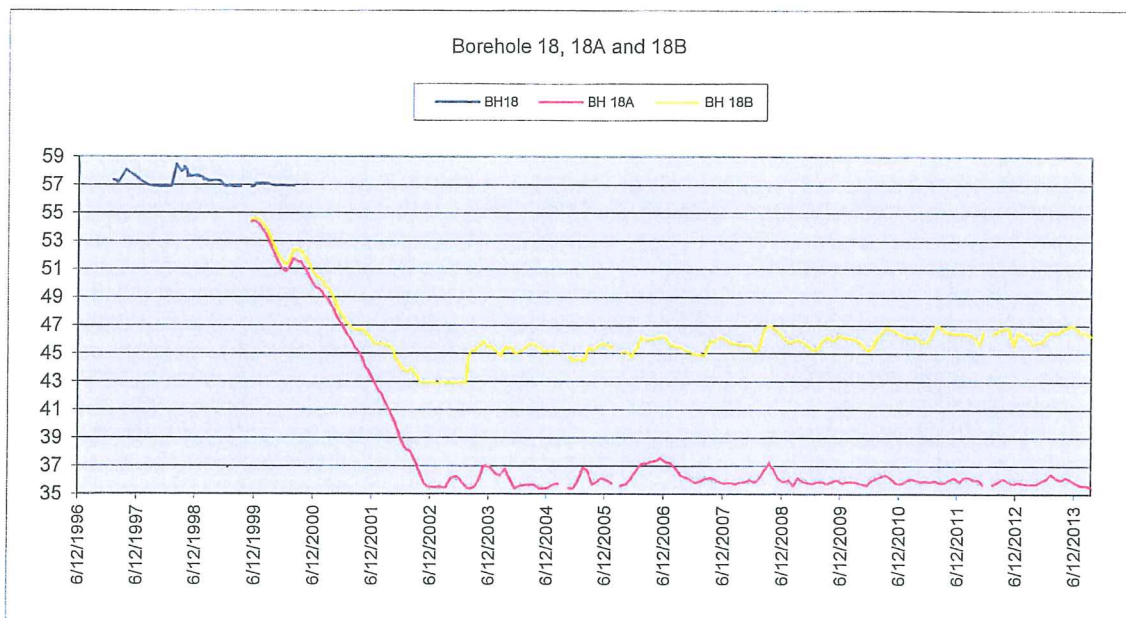
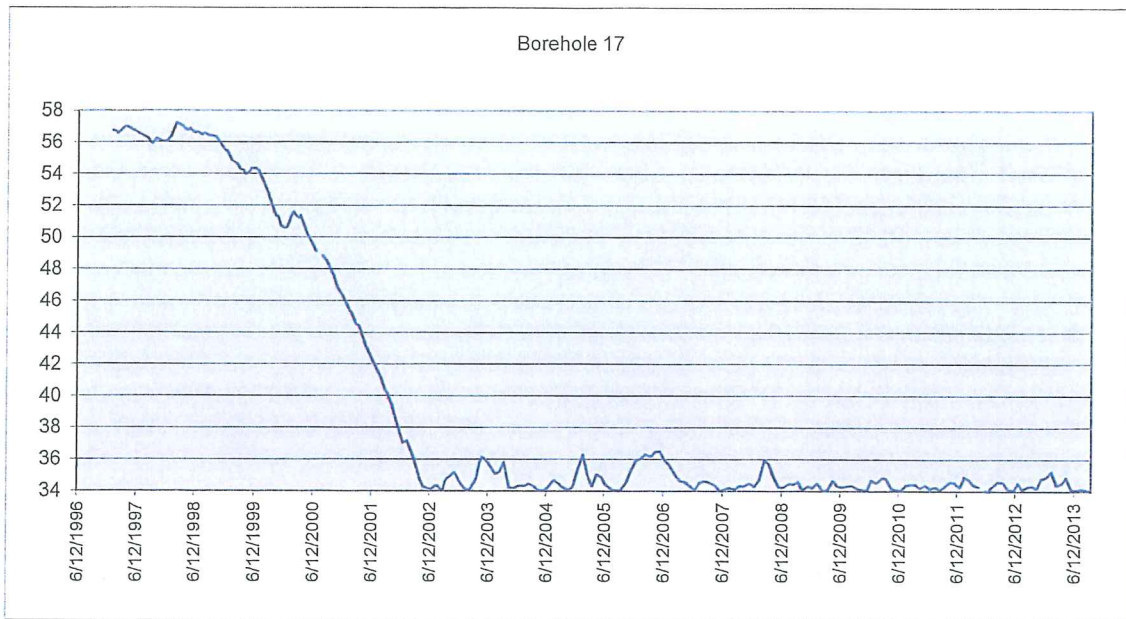


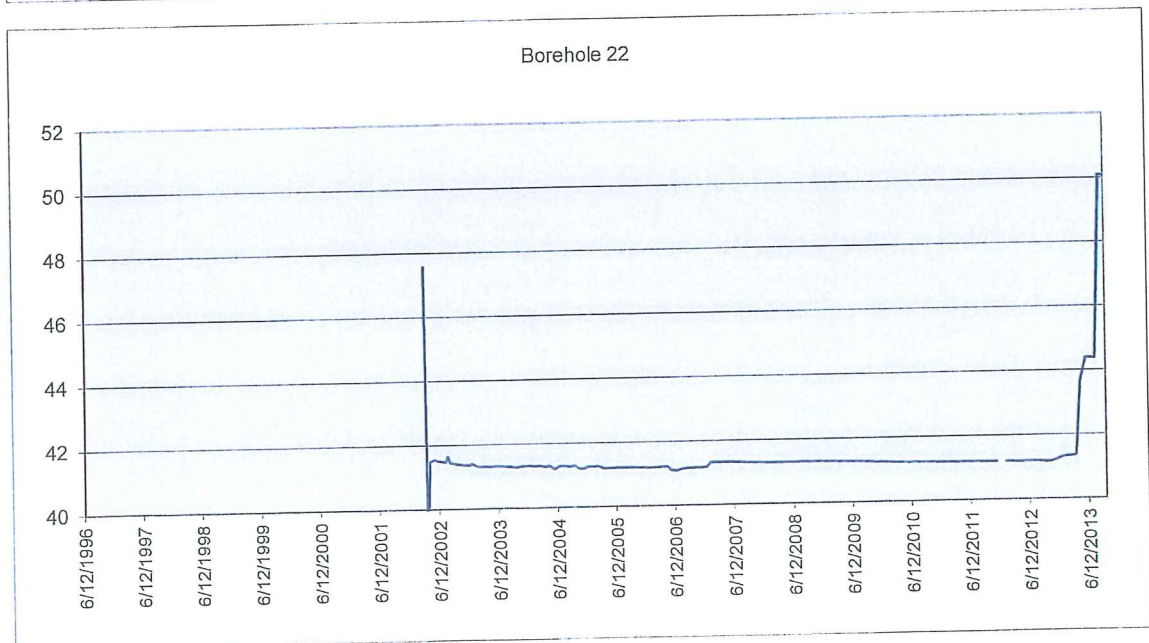
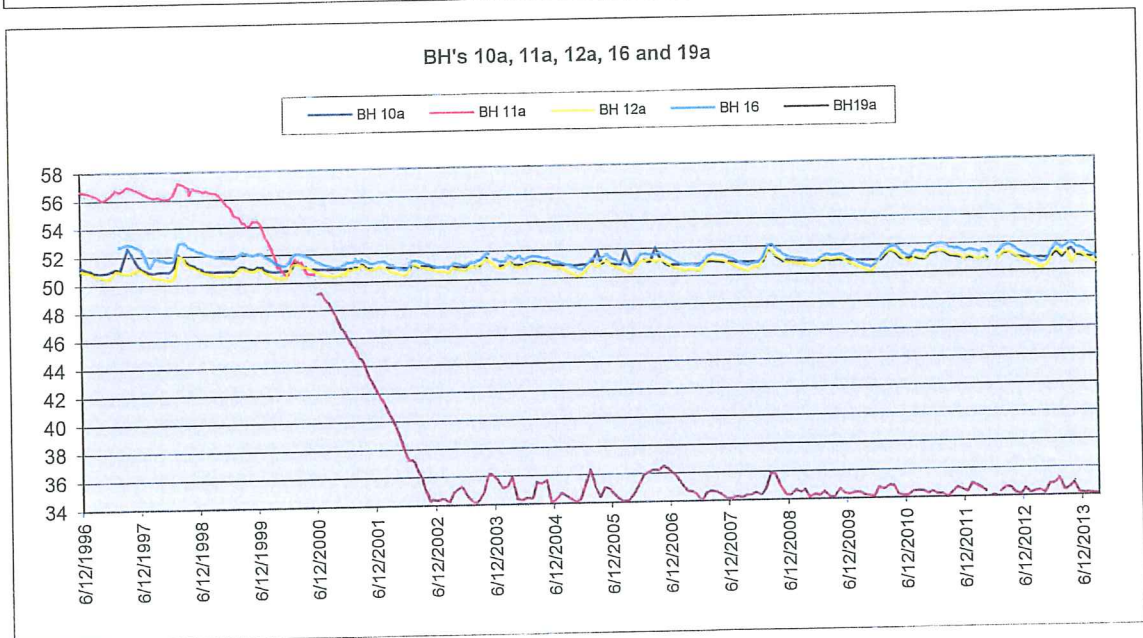
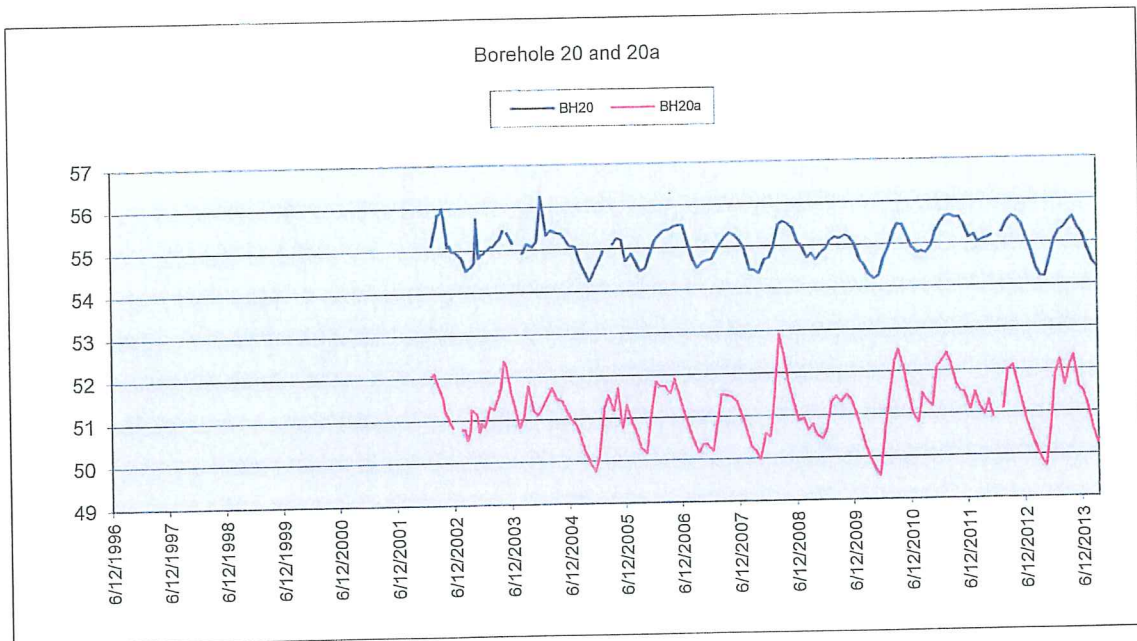




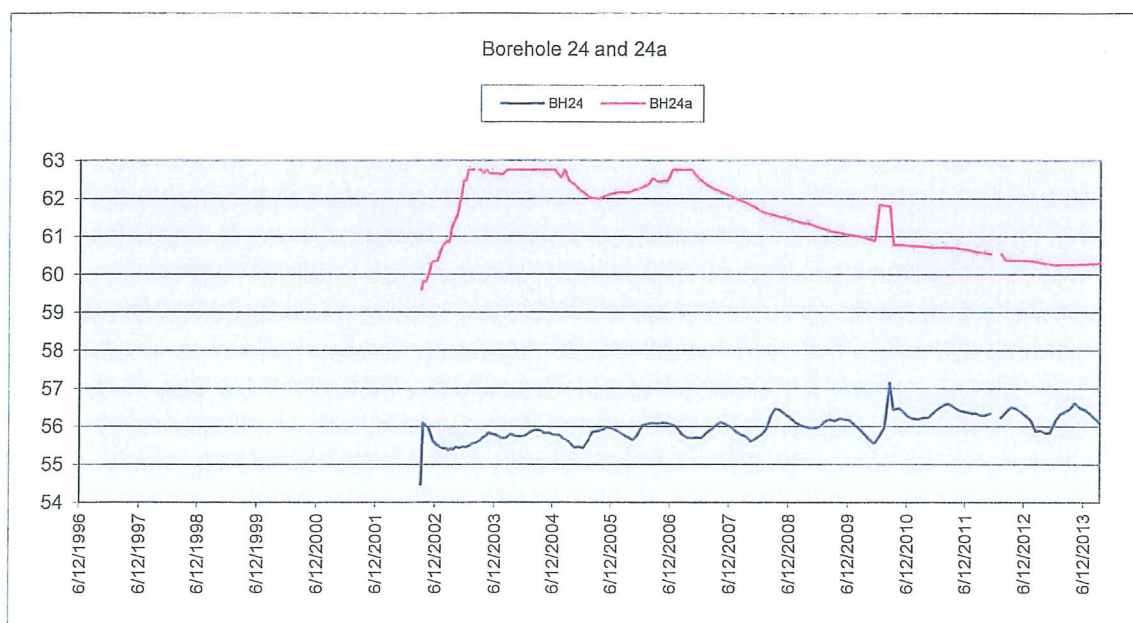
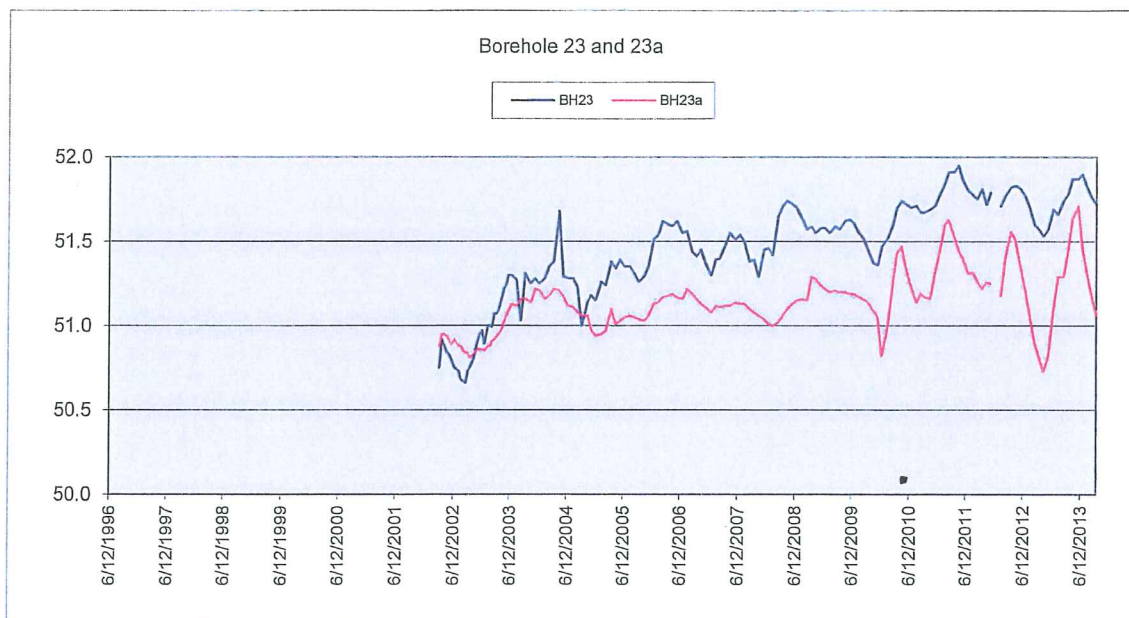
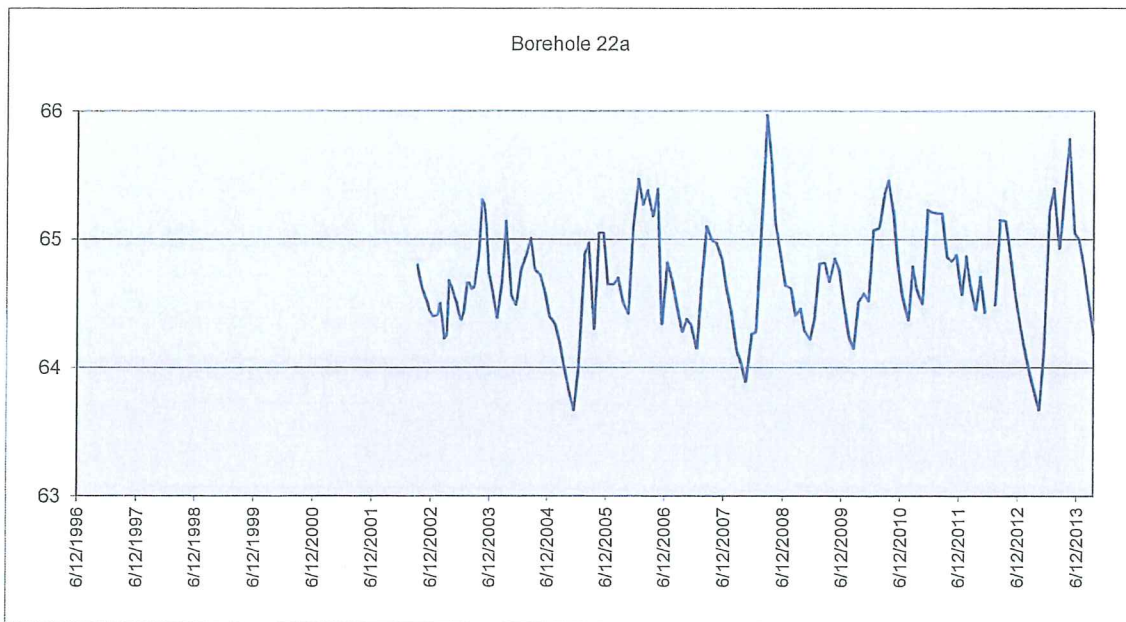


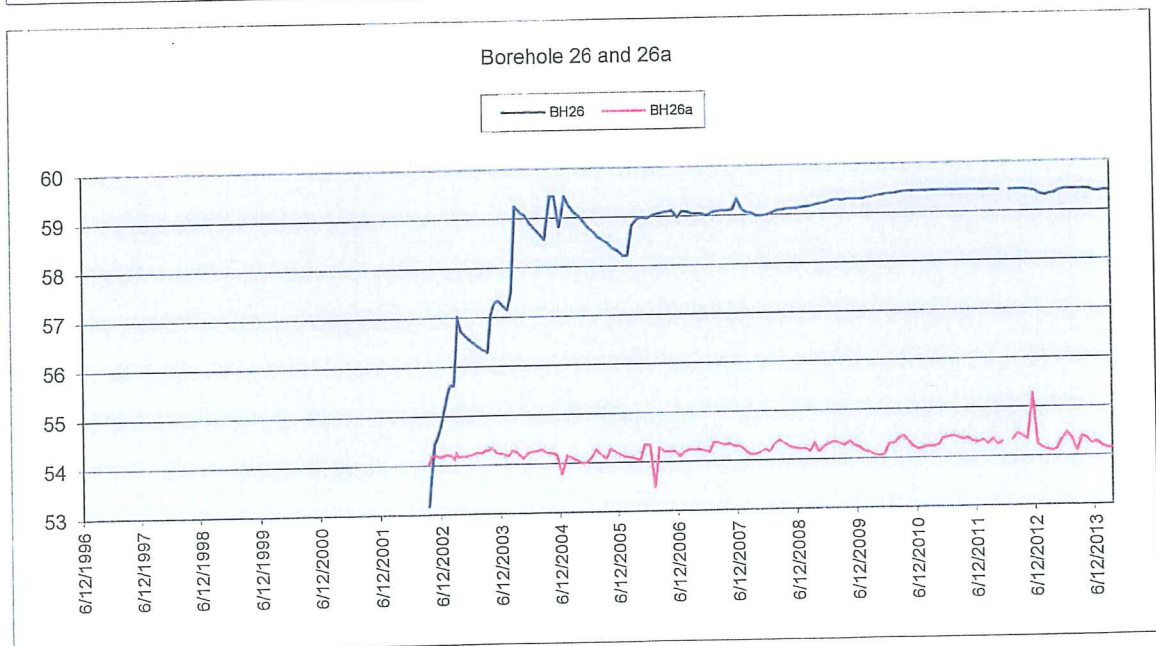
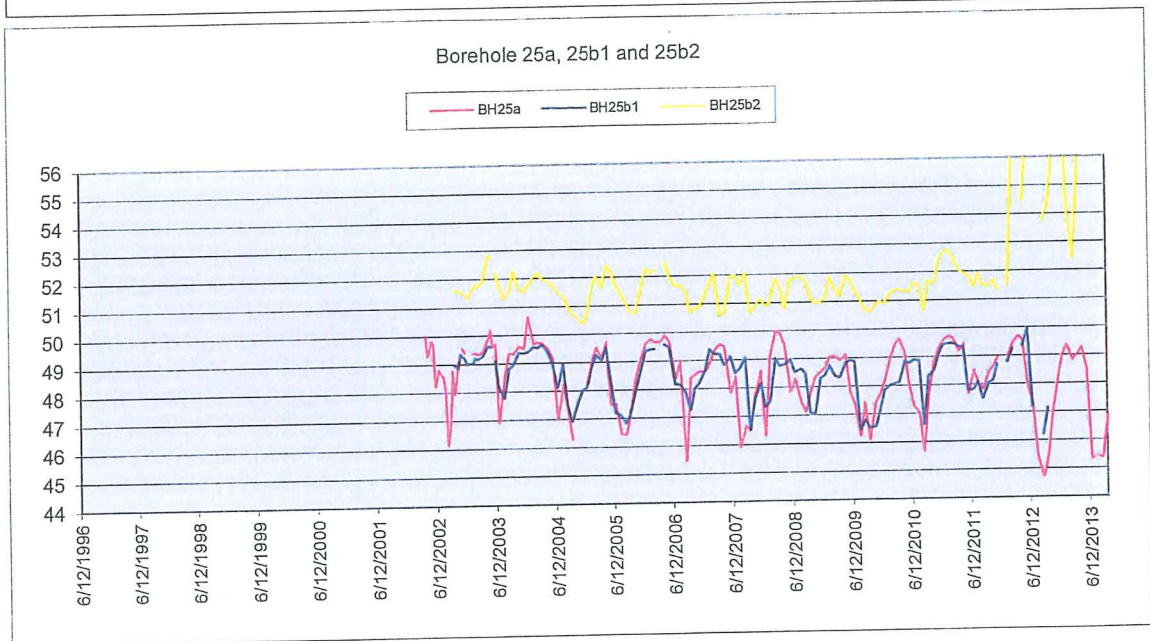
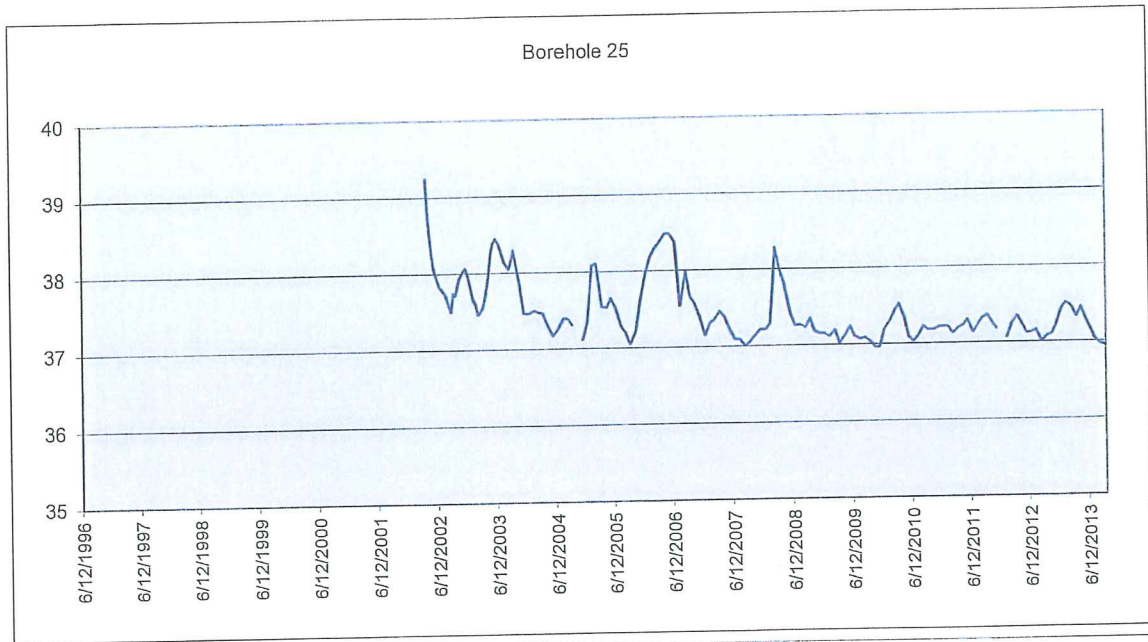




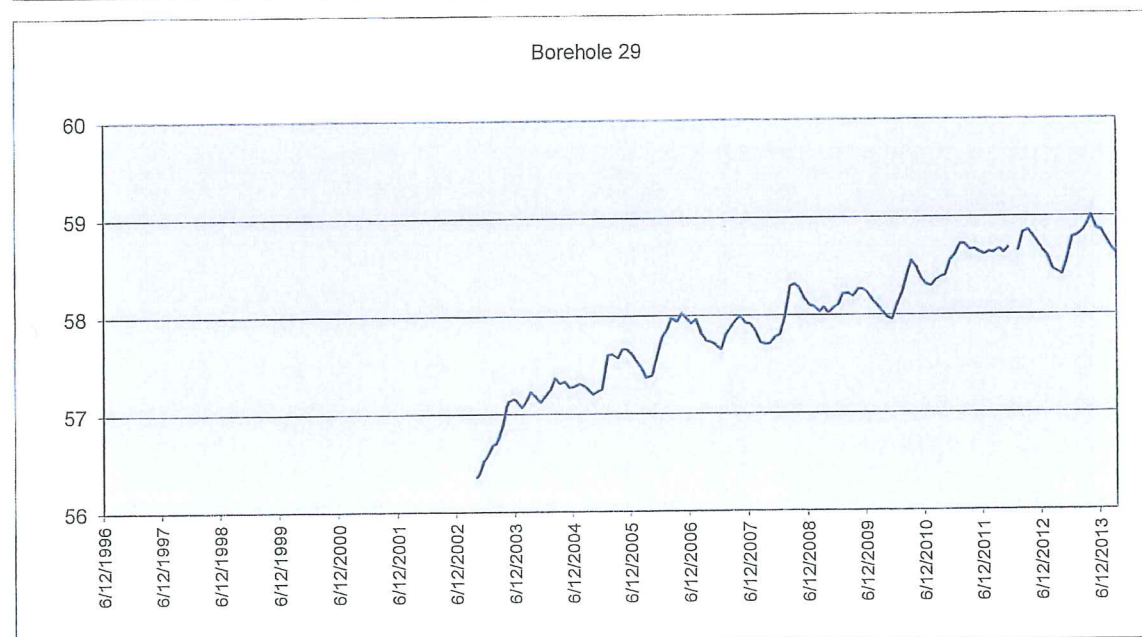
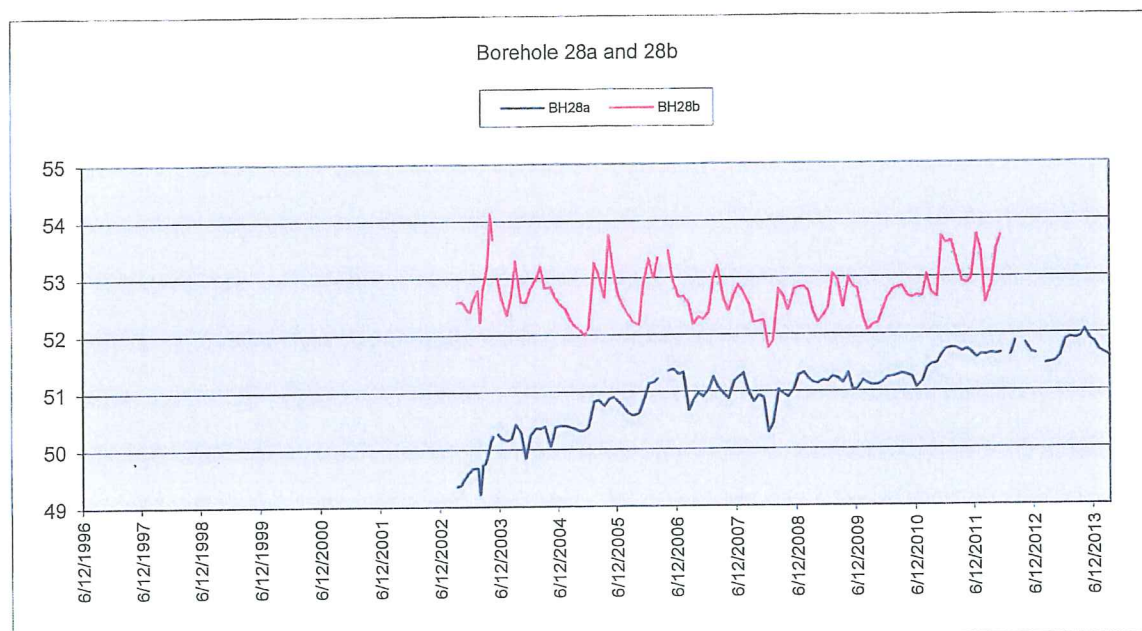
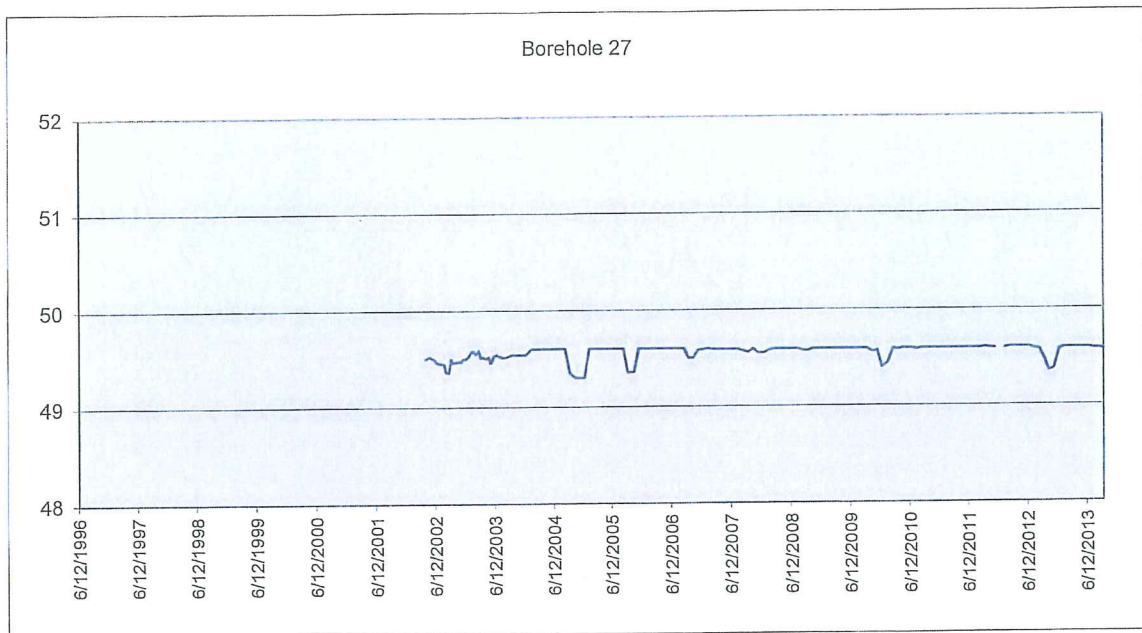




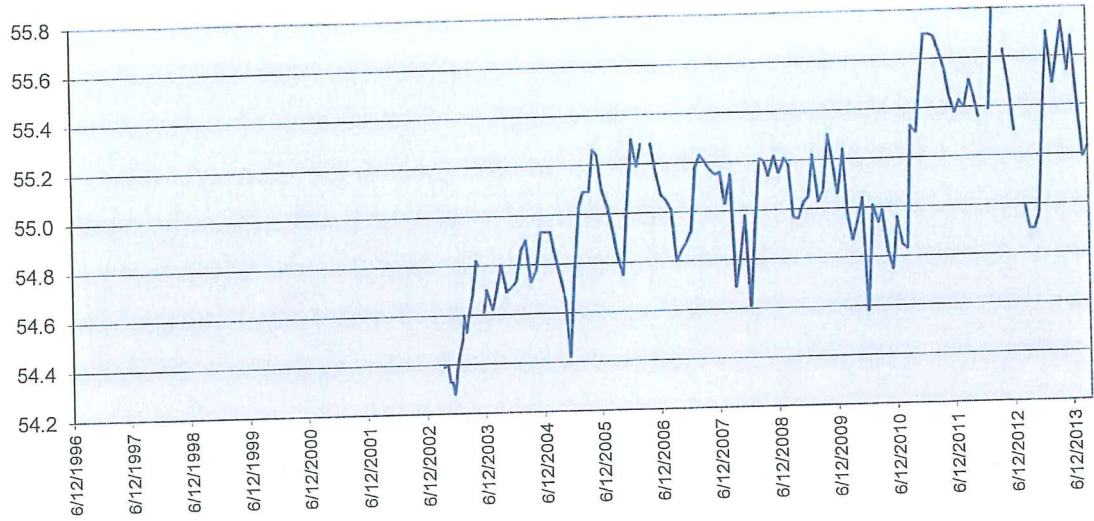




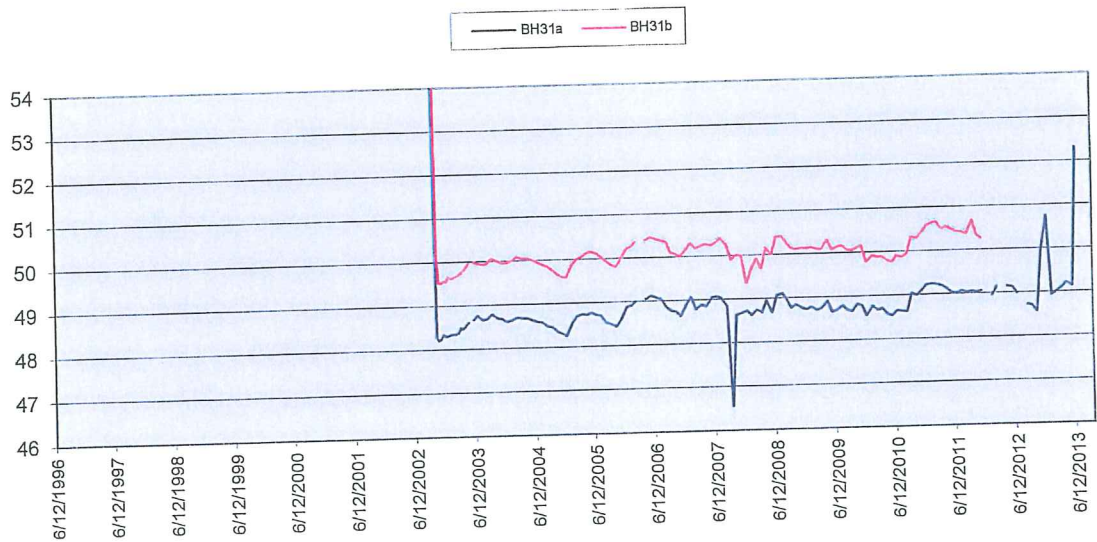




Borehole 30



Borehole 31



Borehole 32 and 33





